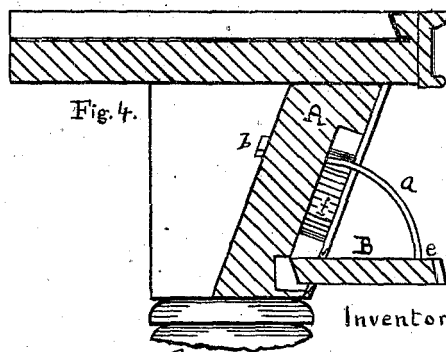
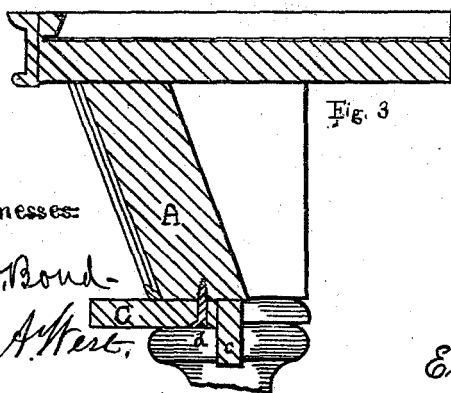
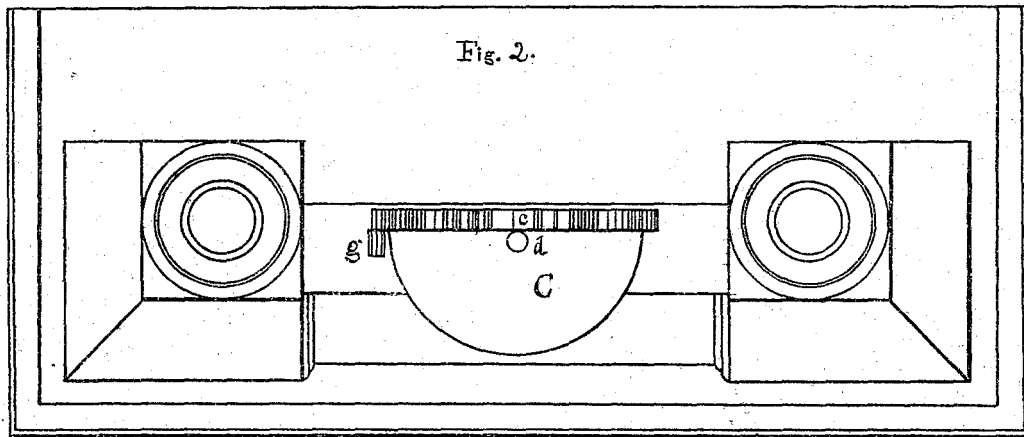
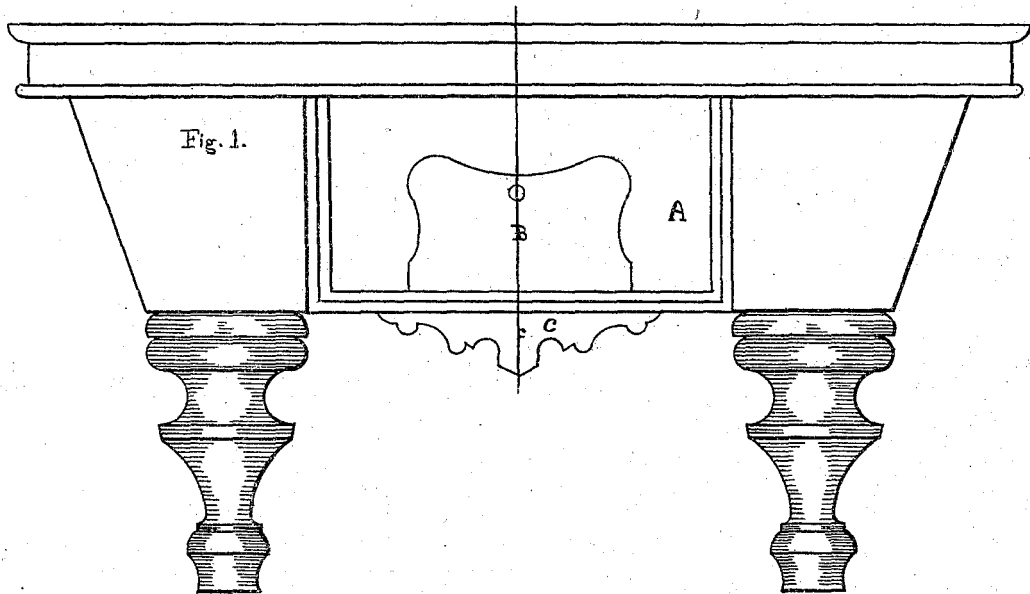


E. BRUNSWICK.
Billiard-Tables.

No. 138,609.

Patented May 6, 1873.



Witnesses:

O. W. Bond.

E. A. West.

Inventor:

Emanuel Brunswick.

UNITED STATES PATENT OFFICE.

EMANUEL BRUNSWICK, OF CHICAGO, ILLINOIS.

IMPROVEMENT IN BILLIARD-TABLES.

Specification forming part of Letters Patent No. **138,609**, dated May 6, 1873; application filed February 27, 1873.

To all whom it may concern:

Be it known that I, EMANUEL BRUNSWICK, of the city of Chicago, in the county of Cook and State of Illinois, have invented a certain new and useful Improvement in Billiard-Tables, of which the following is a full description, reference being had to the accompanying drawing making a part of this specification, in which—

Figure 1 is an end elevation; Fig. 2, a bottom view of one end of the table; Fig. 3, a section at *x*, Fig. 1, but not showing the part B; and Fig. 4, a section at same place showing B, but not showing C.

My invention consists in providing a billiard-table with a shelf, upon which various articles may be deposited while the table is in use. I have shown two modes of applying such shelf to the table. I do not propose to use both at the same end or side of the table.

In the drawing, A represents the end piece of the table; B, hinged shelf, which, when closed, shuts into a recess, *f*, in the end A. *a* is a wire, one end of which is secured to the shelf at *e*. It passes through a hole in the end *a*, and the other end of the wire is bent as shown at *b*, Fig. 4, to form a stop and support the shelf when it is turned down. I would use two of these wires, one at each end of the shelf. These wires may be so formed

as to act as springs, so fitting the holes in the end A that when the shelf is closed the tendency of the wires will be to hold it in position. Another form of applying the shelf is represented in Figs. 2 and 3, in which C represents the shelf, which is pivoted upon a screw, *d*, to the under edge of the end piece A. I provide the rear edge of the shelf C with an ornament, *c*, which, when the shelf is not in position for use, will be in the position shown in Fig. 1, and when in use will be in the position shown in Fig. 2. *g* is a stop placed upon A, against which the ornamental part *c* or some other projecting portion of the shelf strikes, both when turned out for use and when closed. Any desired number of these shelves can be placed on the table, and may be at the sides as well as at the ends. The shelves will be found very convenient for the use of players, and a coat, small package, or other article can be placed thereon by the players.

What I claim as new, and desire to secure by Letters Patent, is—

A billiard-table, when provided with a movable shelf, constructed and arranged substantially as and for the purposes specified.

EMANUEL BRUNSWICK.

Witnesses:

E. A. WEST,
O. W. BOND.